

Patient Lists to identify asthma and COPD treatment candidates

Helping identify patients who may benefit from treatment intensification

A **Patient List**, called a **Patient Query** in Allscripts TouchWorks® EHR, is an EHR system feature that can help to identify patients who meet certain health-related criteria, including:

- New diagnosis
- Potential medication changes
- Current and prior medications
- A change in lab or test results
- Additional clinical or patient demographic information

Benefits of patient lists for asthma and COPD patients

A **Patient Query** can be used to identify patients who may be candidates for treatment intensification according to clinical guidelines. A manual review of the chart for the patients listed in the report results is necessary to determine an appropriate treatment path.

Considerations:

- The query criteria should consider active patients only (not deceased or inactive as determined by the practice)
- User privileges to configure and run a **Report** in Allscripts Touchworks® may be limited to select users with specific security privileges

*This Guide provides a high-level overview of how to create **Patient Queries** using Allscripts TouchWorks® EHR to identify patients who may be candidates for asthma and COPD treatments. This overview is designed to provide guidance for you, your practice EHR champion, or IT staff.*



If you have further technical questions, consult your internal or external EHR support resources.

Please note that this Guide was created based upon the most current version of Allscripts TouchWorks®. Features, screens, and locations may change as new software versions are released.

This Guide is meant to serve as summary information only and should not replace detailed instructions provided to you by your internal or external EHR support resources.

Source: 1. Blackwell DL, Lucas JW, Clarke TC. Summary health statistics for U.S. adults: National Health Interview Survey, 2012. CDC National Center for Health Statistics. Vital Health Stat. 2014;10(260).



Create a Patient Query to identify respiratory care patients in Allscripts TouchWorks®

Patient Queries can be created to identify those patients who the health care team may determine are appropriate candidates for treatment with [PRODUCT X].

A **Patient Query** can be used as a foundation for a critical analysis of the identified patient charts to evaluate whether a patient is a candidate for [PRODUCT X]. For example, *diagnosis* may be included as the clinical criteria used in the search.

A manual review of the chart for the patients listed in the query results is necessary to determine the recommended treatment path.

*Note: User privileges to configure or run **Reports** may be limited to select users with specific system security privileges.*

Create a Patient Query based on diagnosis code

The screenshot shows the 'Patient Query' configuration screen in Allscripts TouchWorks. On the left is a navigation sidebar with options such as 'CDS Admin', 'Care Guide Admin', 'Charge Admin', 'Comm Admin', 'Concept Mapping', 'Conversion Admin', 'Dictate Admin', 'Dictionaries', 'Document Admin', 'EPCS Admin', 'Group Admin', 'Note Admin', 'Org Setup', 'PHB Comp Admin', 'PHB Sec Admin', 'Patient Query', 'Preferences', 'Results Admin', 'Queue Admin', 'Provider Admin', 'Pt List Admin', 'Task Admin', 'TWUser Admin', 'Utilities', and 'V10 Note Admin'. The main area has tabs for 'Patient Query' and 'Add/Edit Patient Action Set'. Below the tabs is a search bar labeled 'Search Patient Population Queries' with a 'Name' dropdown menu. A table titled 'Patient Population Queries' is visible, with headers for 'Query Name', 'Last Process', and 'Status'. At the bottom of the interface are two buttons: 'Manage Queries' and 'Delete'.

Patients who are candidates for [PRODUCT X] may be identified by a diagnosis code. A health care professional should choose the criteria that are most appropriate based on their patient population and focus of the current need.

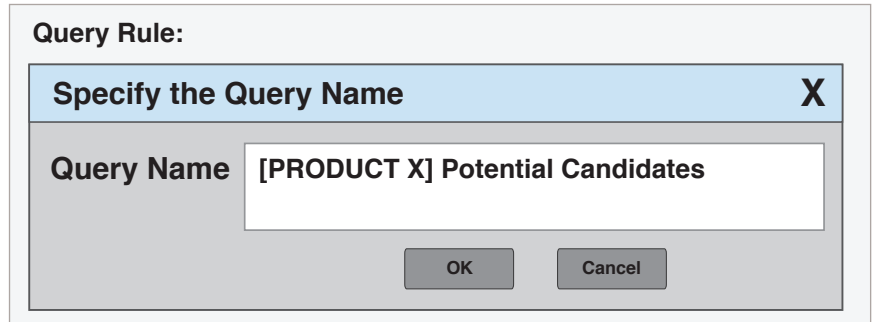
To create a Report:

- Navigate to **Patient Query**. Select **Manage Queries** and select **Create New Query**

Creating a Patient List for Asthma and COPD Patients in Allscripts TouchWorks® EHR



- Add a **Query Name**, such as **[PRODUCT X] Potential Candidates** and select **OK**

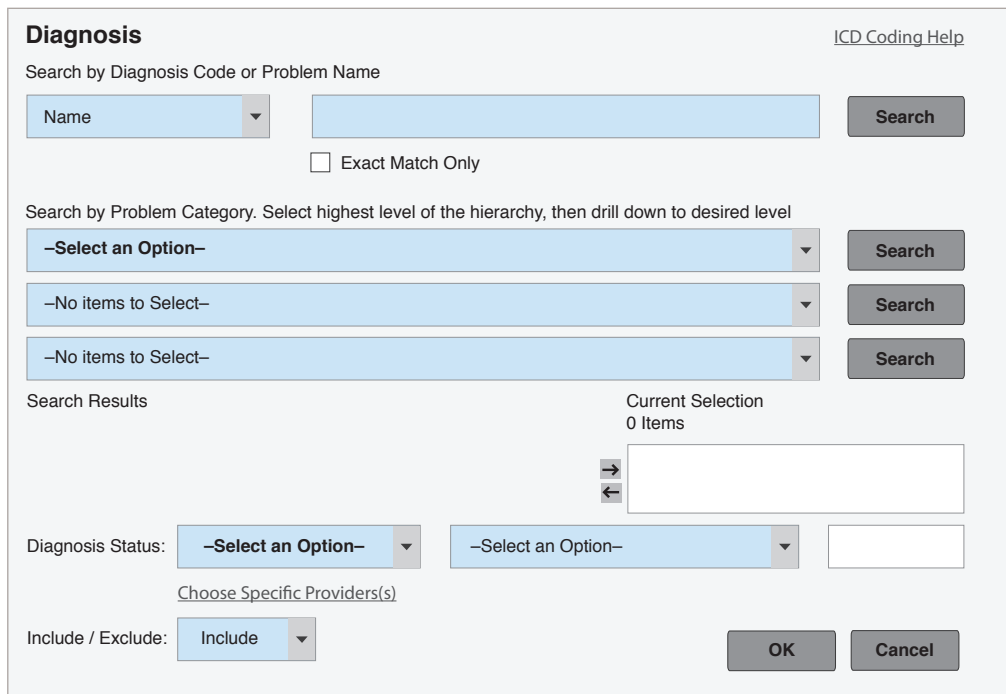


Query Rule:

Specify the Query Name X

Query Name [PRODUCT X] Potential Candidates

OK Cancel



Diagnosis [ICD Coding Help](#)

Search by Diagnosis Code or Problem Name

Name Search

Exact Match Only

Search by Problem Category. Select highest level of the hierarchy, then drill down to desired level

-Select an Option- Search

-No items to Select- Search

-No items to Select- Search

Search Results

Current Selection
0 Items

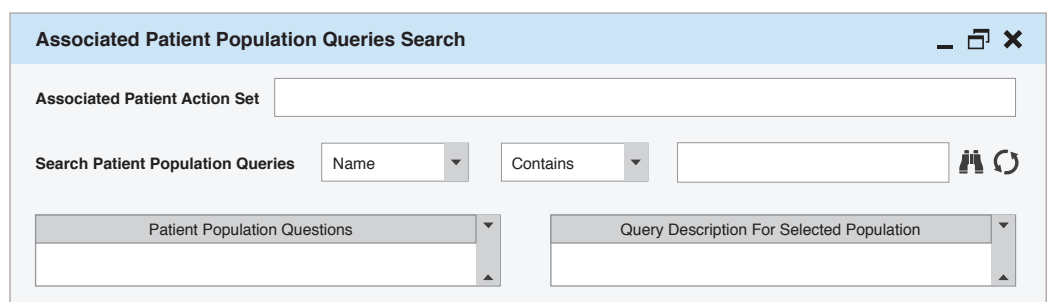
Diagnosis Status: -Select an Option- -Select an Option-

[Choose Specific Providers\(s\)](#)

Include / Exclude: Include OK Cancel

- In the **Diagnosis Selection** window dropdown list, select **Name** and enter a **problem description** in the textbox. Then select **Search**

- Select **OK** when done
- From the **Query Actions** list, select **Save and Return**
- Navigate to the **Action Set** tab and select **Create New**
Tip: Use the same name as the query for clarity
- Link the **Associated Patient Action Set** and **Patient Population Queries** by selecting both



Associated Patient Population Queries Search

Associated Patient Action Set

Search Patient Population Queries Name Contains

Patient Population Questions

Query Description For Selected Population

Creating a Patient List for Asthma and COPD Patients in Allscripts TouchWorks® EHR



- From the **Patient List** tab, under **Patient List Name**, choose **Select Existing List** dropdown, then select query created above, such as **[PRODUCT X] Potential Candidates**

- Navigate to the **Patient Query** tab and select **Activate Query**

- Select **Run Query** to create the patient query

