


# How to Use a Diskus<sup>®</sup> Inhaler

## < Closed >

### Counter

Indicates the number of doses remaining. Do not use when "0" is displayed.



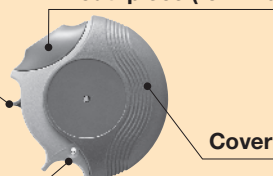
## < Open >

### Mouthpiece (for inhaling)

### Lever

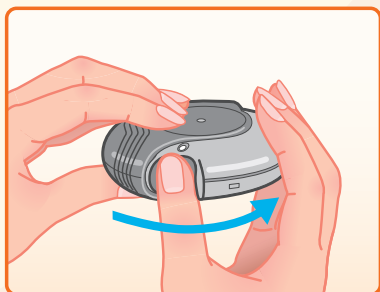
### Grip

### Cover



After use, follow local waste disposal regulations when disposing of the inhaler.

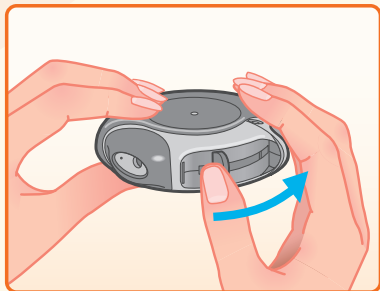
1



## Open the cover until you hear a "click".

Hold the cover in one hand and place the thumb of your other hand on the grip and push the grip as far as it will go (you will hear a "click").

2



## Slide the lever until you hear a "click".

Hold the inhaler so the mouthpiece (for inhaling) is facing you, and slide the lever towards the grip (you will hear a "click").

**!** Only operate the lever when you are inhaling your medication.

3



## After exhaling, place your mouth around the mouthpiece (for inhaling) and take one long, deep breath in.

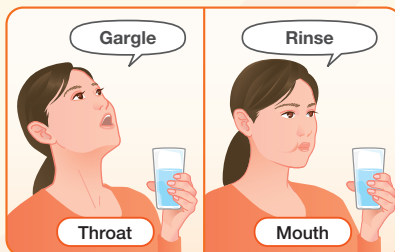
Exhale as much as you comfortably can. Hold the inhaler level, place your mouth around the mouthpiece (for inhaling), and **take one long, deep breath in.**

Remove the mouthpiece (for inhaling) from your mouth, and hold your breath for approximately 3 to 4 seconds. Then breathe out slowly and breathe as usual.

**!** Do not breathe into the mouthpiece (for inhaling).

## < How to close the cover >

To close the cover, place your thumb on the grip and slide until you hear a "click" (the lever will also return to its original position).



**Gargle and rinse your mouth after inhaling to remove residual medication from your throat and mouth.**

- To clean the mouthpiece (for inhaling), wipe with a clean, dry tissue **before closing the cover.**
- Close the cover tightly.

# How to Use your Diskus<sup>®</sup>

## Dosage and administration

Follow the instructions of your physician.

dose(s) per time /                      time(s) per day  
[Morning (                      dose(s)) / Before bedtime (                      dose(s))]  
This inhaler contains (28 / 60) doses of medication.

## Diskus<sup>®</sup> storage

- 1) Open the aluminum packaging just before use.
- 2) Keep the cover closed when not inhaling.
- 3) Store at room temperature, away from heat and moisture.
- 4) If the mouthpiece (for inhaling) becomes dirty, wipe with a clean, dry tissue (do not rinse with water or wipe the mouthpiece with anything damp).

## FAQs

### Q How does it feel to inhale a dose?

**A** When you inhale your medication, you may notice a slight sweetness or powdery sensation in your mouth. However, since the amount of medication is extremely small, you may not notice any sweetness (you may feel that you have not inhaled any medication). You may also not notice any sweetness depending on your physical condition. If you are not sure that you inhaled your medication correctly, inhale 1 to 2 additional times without closing the cover.

### Q Is there a way to check if you have inhaled your medication?

**A** After inhaling one dose, before closing the cover, tap the tip of the mouthpiece onto a piece of paper placed on a table (if possible, use black paper), and if no medication comes out, the medication was inhaled correctly.

### Q Is there a way to check if the medication was set properly?

**A** After opening the cover, slide the lever, and without inhaling, tap the mouthpiece onto a piece of paper placed on a table (if possible, use black paper) to confirm that the medication is dispensed. Please do so upon understanding that one dose of medication will be wasted. After confirming, dispose of the medication that was dispensed.

A video on how to use your inhaler can be viewed on your computer or smartphone.

▶ <https://kusurigsk.jp/>

If you cannot scan the QR code,  
enter the above URL manually online.



For inquiries about the Diskus<sup>®</sup> inhaler

**Customer Care Center**  
**TEL:0120-562-306**

(9:00 am ~ 5:45 pm / excluding Saturdays, Sundays, holidays and company holidays)